

# FOODTECH & GLOBAL PACK

## PARTICIPANTS' PROFILES

How to set up your personal profile  
on the **BUSINESS PLATFORM**





## Step 1 | Invitation to set up your profile

You will receive an email from talque.com in order to set up your profile on the BUSINESS PLATFORM of FOODTECH & GLOBAL PACK.

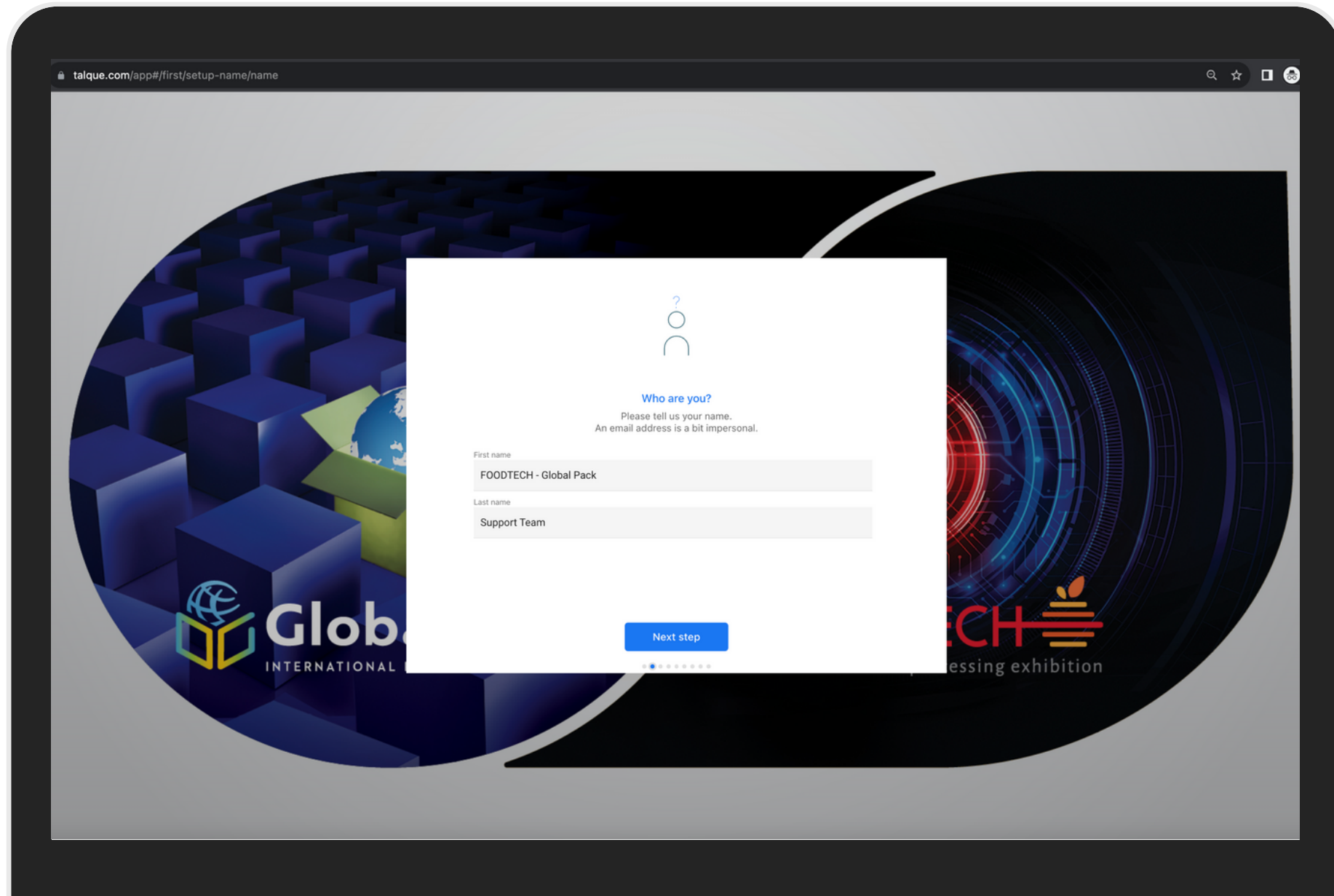
In order to make this process easier for you, we will prepare a profile for the support team of FOODTECH & GLOBAL PACK.

**Please click on the button "Start Now".**

### **Important notice:**

**#1** At the email you will receive, there will be a link and a QR code through which you can download the platform application on your mobile phone. We highly recommend that you do that.

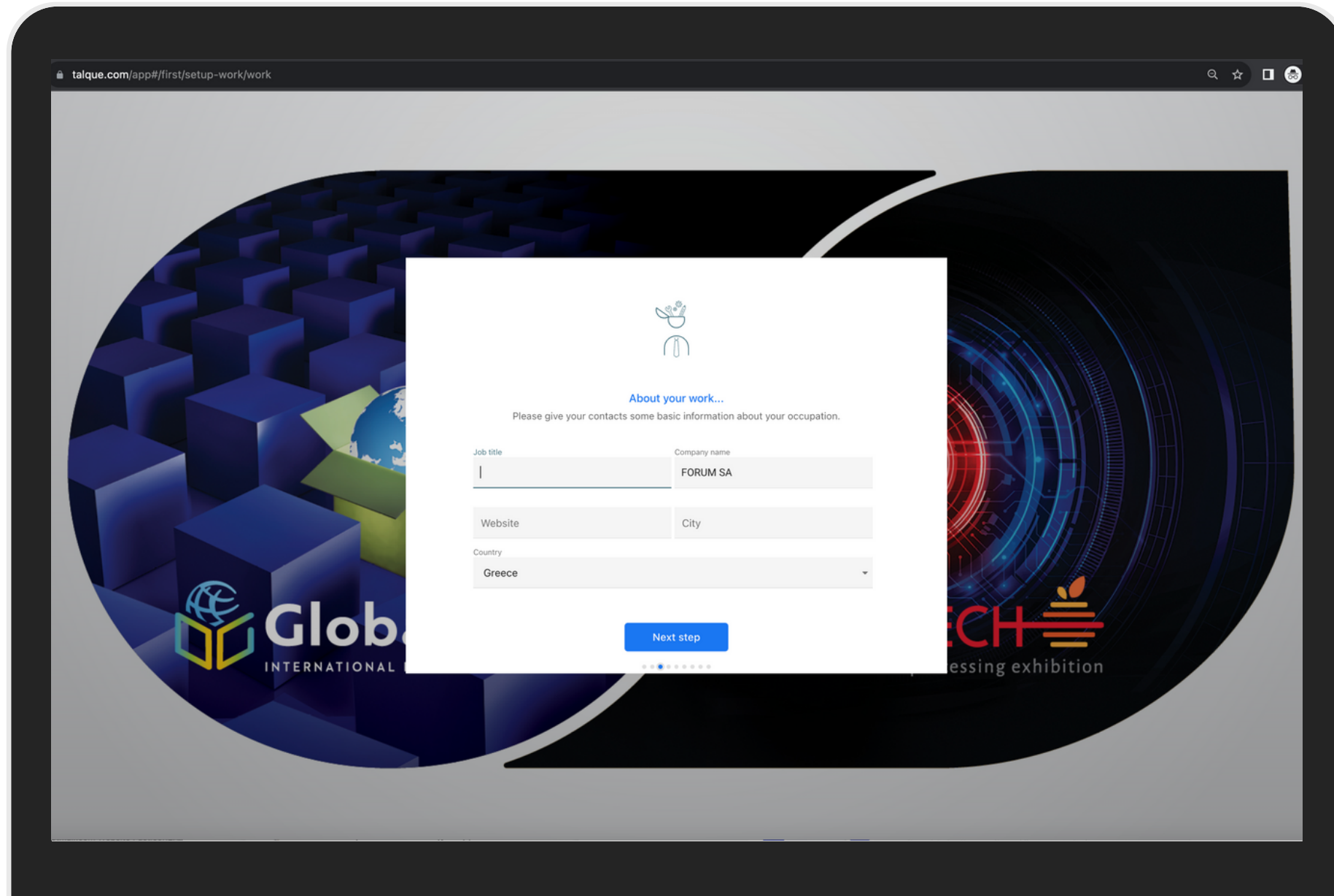
**#2** Make sure to **save this email** so that you can easily access the platform at any time.



## Step 2 | Who are you?

At this step, please complete your first and last name and then click on the button "Next step".





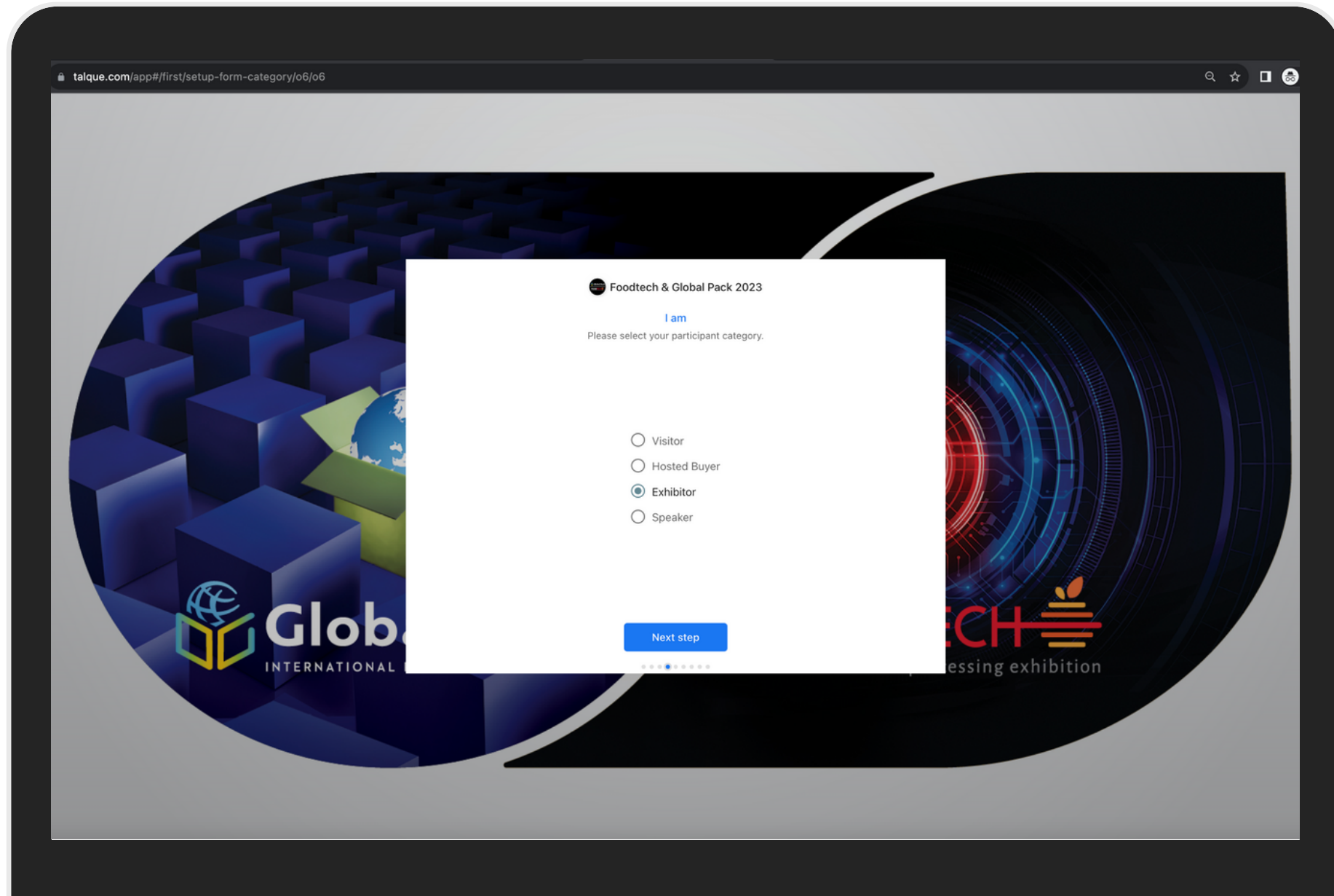
## Step 3 | About your work...

At this step, please complete information concerning the company you're working at:

- Job Title
- Company Name
- Website
- City
- Country

Then, click on the button Next Step.





## Step 4 | I am

You choose whether you are a visitor / hosted buyer / exhibitor or speaker. Then click on the button Next Step.



## Step 5 | My company's main activity is...

Please select your company's main activity (up to 3 categories) and then click on the button "Next Step".



## Step 6 | I am looking forward to meeting executives from...

At this step, please select who you're looking forward to meeting with (up to categories) and then click on the button Next Step.





## Step 7 | How I spend my free time...

Please share with us 3 of your favourite hobbies and then click on the button "Next Step".

**Foodtech & Global Pack 2023**

**Online or On-site**

Are you attending Foodtech & Global Pack as an online participant or on-site? As an on-site participant, both the virtual and the on-site functions are available to you! You can also change your status at any time afterwards.

On-site participation

Virtual participation

**Next step**

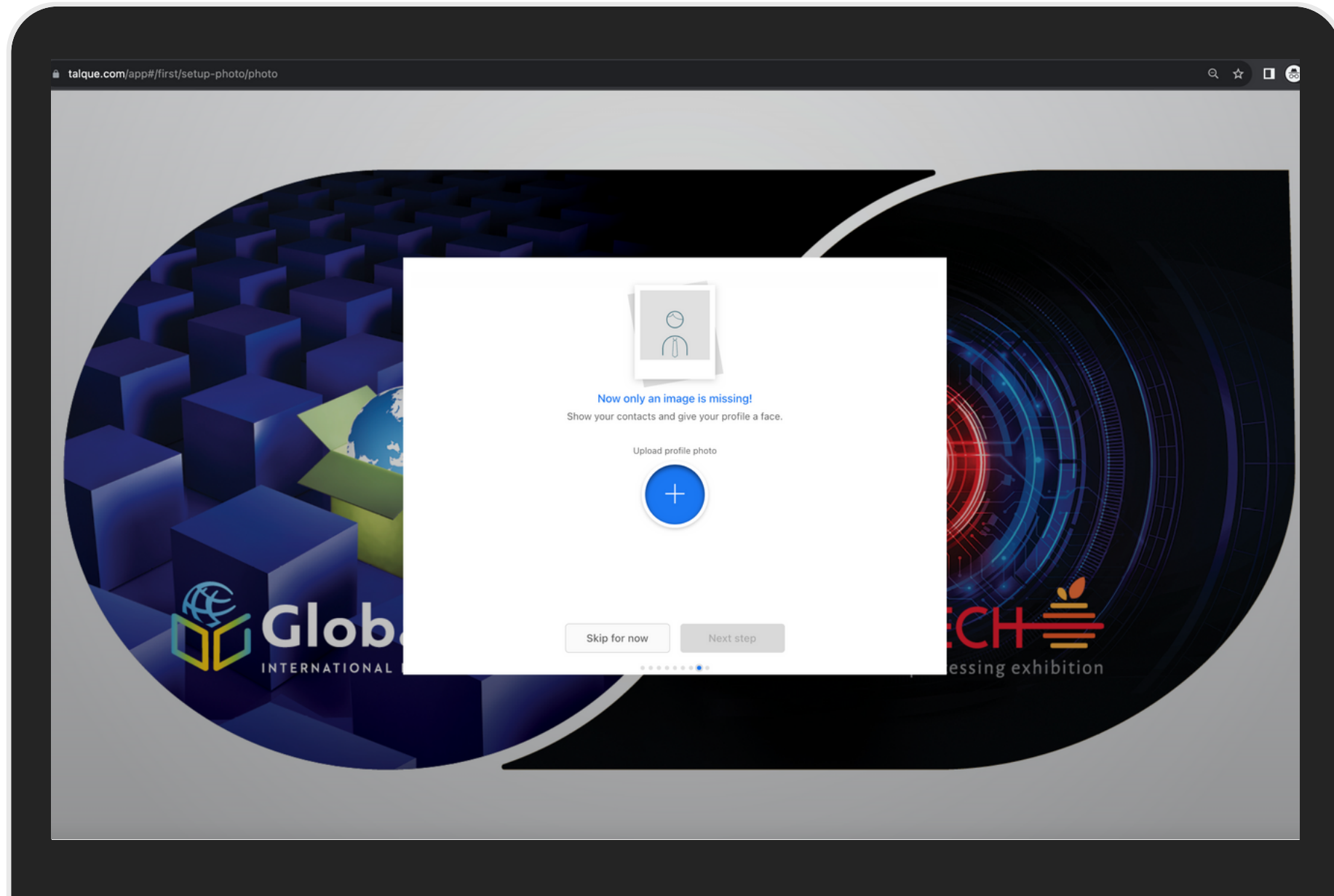
.....●.....

al Pack  
ACKAGING EXHIBITION

FOODTE  
International food pro

## Step 8 | Online or Onsite

Please select whether you're attending the event online or onsite.



## Step 9 | Now only an image is missing!

Please upload your photo and then click on the button Next Step. If you would like to upload a photo later, you can skip this step for now.






## Step 10 | Connect calendars

Connect your calendar to the Business Platform in order to view your FOODTECH & Global Pack meetings there as well.



# Welcome to FOODTECH/ GLOBAL PACK Business Platform



You can edit the information published on your profile at any time by clicking on your photo at the top right of the platform.

**Important Notice:** Once you have completed your profile, we highly recommend you to bookmark this page on your browser so that you can access it easily at any time.



# NEED ANY ASSISTANCE?

## FOR EXHIBITORS

Please contact the Sales Support Team!

**+30 210 5242100**

**sales.support@forumsa.gr**

### **Our team**

Morfoula Spichopoulou

Elena Besiri

Nikoletta Besiri

Kalliopi Papadopoulou

Fatiola Mbroci

Dimitra Papaemmanouil



# NEED ANY ASSISTANCE?

## FOR HOSTED BUYERS

Please contact the Hosted Buyers Team!

**+30 210 5242100**

**foodtech@forumsa.gr**

### **Our team**

Filippos Papanastasiou

Ioanna Lalia

Christina Bonoti

Despina Tsirikou

